




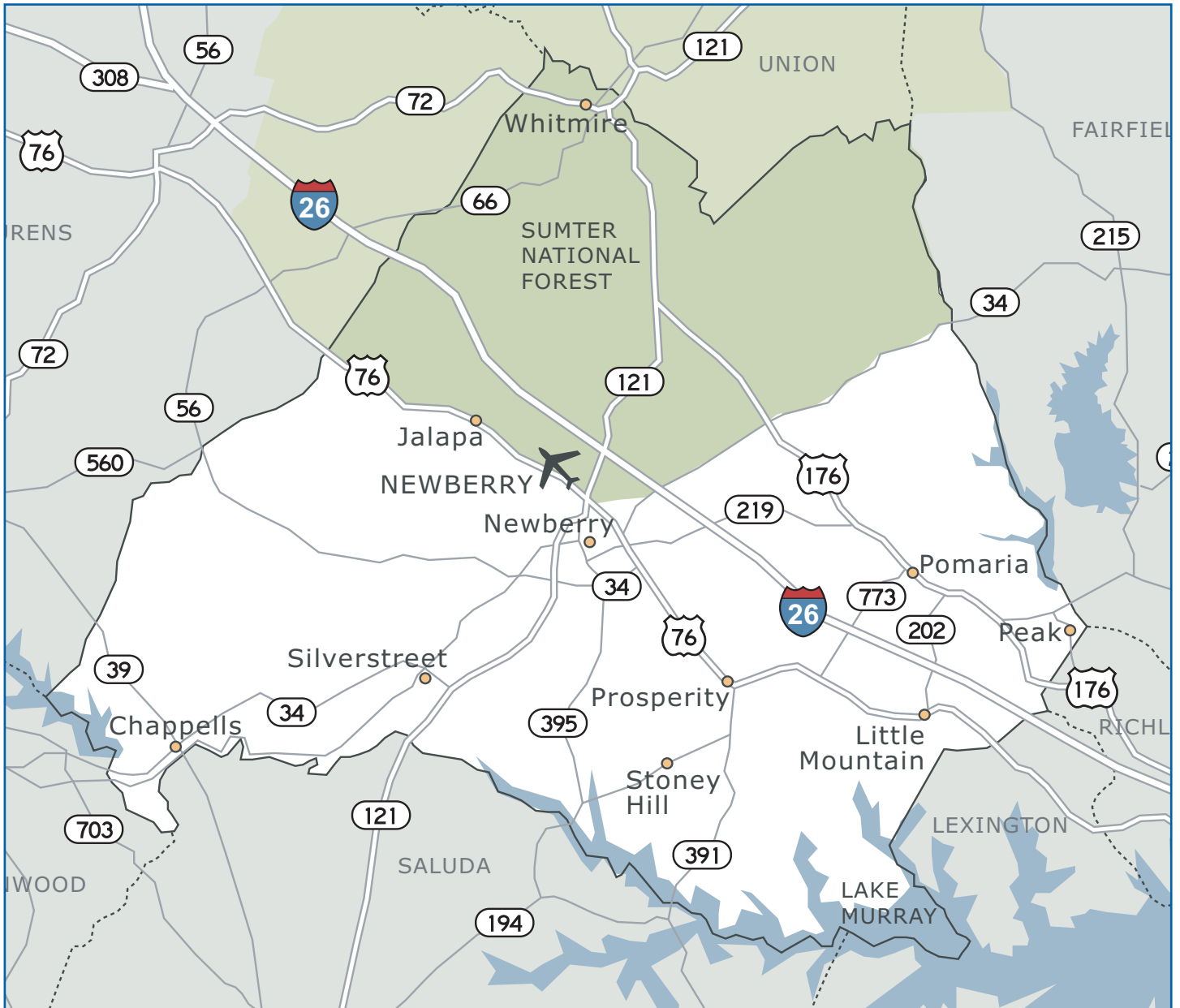
# NEWBERRY COUNTY EXECUTIVE SUMMARY

*2006*



# LOCATION

*Newberry*



Newberry County is located in the Midlands region of South Carolina. It is uniquely positioned halfway between New York and Miami, within 24 hour ground access to more than 70 percent of the U.S. market. The total area of the county is 631 square miles. The county seat, which is the City of Newberry, is located approximately 40 miles from the state's capital, Columbia.

# TRANSPORTATION

## Highways

---

Interstates in Newberry County:	I-26 ( 6 interchanges)		
Other Interstates Near Newberry County:	I-77, 31 miles; I-20, 22 miles; I-95, 85 miles		
US & State Highways in Newberry County:	US76, 176 SC39, 34, 395, 391, 202, 773, 219, 121, 72, 66		
Delivery Days To:			
Atlanta:	1	Chicago:	3
Houston:	4	New York:	4
San Francisco:	5	St. Louis:	4

## Airports

---

Newberry Municipal Airport: This airport is located just 3 miles from downtown Newberry and has one paved runway (3,500 ft..).

Columbia Metropolitan Airport: Located 42 miles from Newberry and offers regularly scheduled commercial airline services. There are 53 scheduled arrivals and departures per day from Columbia Metropolitan. The Columbia Metropolitan Airport recently completed a \$48 million renovation project.

Scheduled Airlines Serving Columbia Metro .....American Eagle, Delta, Delta Connection, Continental, Northwest, US Airways Express, United Express.

Air Freight Operators .....Airborne Express, Bankair, Federal Express, Mountain Air Cargo, Piedmont, United Parcel Service\*

\*In the Summer of 1994, UPS selected Columbia as the new home of a \$45 million southeast regional air cargo hub. Today, the hub handles 42,000 packages per hour and holds many unique advantages for Columbia area businesses.

Runway Lengths .....8,602 ft. and 8,000 ft..



## Ports & Rail

---

The Port of Charleston is 153 miles from Newberry County. The county's rail system is served by CSX and Norfolk Southern.

# DEMOGRAPHICS

## Population

POPULATION 1970-2011							
	1970	1980	1990	2000	% Change 90-00	2006 Estimates	2011 Projection
Newberry County	29,273	31,149	33,172	36,108	8.9%	37,682	39,043
City of Newberry	n/a	9,866	10,663	10,580	-0.8%	10,523	10,584
South Carolina	2,590,516	3,121,820	3,486,703	4,012,012	15%	4,289,661	4,511,410
United States	203,211,926	226,542,199	248,709,873	281,421,906	12%	299,088,112	313,518,258

Source: US Census and Demographicsnow.com

POPULATION BY AGE 1990-2011						
Years	1990 Census	2000 Census	% change 90-00	2006 Estimate	2006 as a %	2011 Projection
0 to 4	2,244	2,326	3.7%	2,476	6.6%	2,576
5 to 14	4,642	4,868	4.9%	4,844	12.9%	4,944
15 to 24	5,167	5,058	-2.0%	5,234	13.9%	5,032
25 to 34	4,916	4,661	-5.2%	4,947	13.1%	5,386
35 to 44	4,684	5,316	13.5%	5,045	13.4%	4,846
45 to 54	3,450	4,993	44.7%	5,219	13.9%	5,320
55 to 64	2,946	3,563	9.9%	4,387	11.6%	4,823
65 to 74	2,972	2,662	-10.4%	2,858	7.6%	3,385
75 to 84	1,676	1,955	16.6%	1,806	4.8%	1,907
85+	475	706	48.6%	866	2.3%	824

2006 Estimated Median Age 37.8

Source: US Census and Demographicsnow.com

POPULATION WITHIN COMMUTING DISTANCE 1990-2011					
City of Newberry	1990	2000	% Change '90-'00	2006 Estimates	2011 Projection
15 mile radius	33,236	36,733	10.5%	38,262	39,645
30 mile radius	198,091	239,064	20.7%	250,545	259,914
45 mile radius	730,929	847,730	16.0%	897,329	937,040

Source: Demographicsnow.com

## POPULATION BY SEX & RACE

**1990-2011**

	1990	2000	% Change '90-'00	2006 Estimates	2006 as a %	2011 Projection
Male	15,852	17,421	10.1%	18,420	48.9%	19,279
Female	17,347	18,687	7.7%	19,262	51.1%	19,764
White	21,488	23,115	7.6%	24,487	65.0%	25,639
Black	11,507	11,958	3.9%	12,284	32.6%	12,557
American/ Alaska Native	45	102	126.7%	47	0.1%	25
Asian/ Pacific Islander	92	139	51.1%	162	0.4%	187
Some Other Race	40	470	1,075.0%	420	1.1%	425
Two or More Races	n/a	324	n/a	282	0.8%	210
Hispanic	147	1,533	942.9%	2,724	7.2%	3,682

Source: Demographicsnow.com

## Income & Households

Per Capita Income (2004)	\$23,122
Median Household Income (2006 Estimate)	\$37,033
Median Family Income (2004)	\$48,300

## HOUSEHOLD INCOME DISTRIBUTION

**1990-2011**

	1990	2000	Change '90-'00	2006 Estimates	2011 Projections
\$0 - \$9,999	2,474	2,168	-12.4%	2,132	2,126
\$10,000 - \$14,999	1,473	1,091	-25.9%	990	931
\$15,000 - \$19,999	1,383	969	-29.9%	891	853
\$20,000 - \$24,999	1,155	1,026	-11.2%	948	933
\$25,000 - \$29,999	1,185	1,142	-3.6%	979	981
\$30,000 - \$34,999	1,130	991	12.3%	1,063	1,087
\$35,000 - \$39,999	826	885	7.1%	923	730
\$40,000 - \$49,999	1,185	1,679	41.7%	1,598	1,644
\$50,000 - \$59,999	608	1,215	99.8%	1,351	1,451
\$60,000 - \$74,999	448	1,119	149.8%	1,417	1,520
\$75,000 - \$99,999	273	1,027	276.2%	1,275	1,464
\$100,000 - \$124,999	109	404	270.6%	680	812
\$125,000 - \$149,999	26	161	519.2%	262	414
\$150,000 +	51	149	192.2%	276	416
Average	\$27,958	\$40,526	45.0%	\$44,828	\$48,328

Source: Demographicsnow.com

**AVERAGE HOUSEHOLD CONSUMER EXPENDITURES**  
**2006**

Apparel	\$589.43	Shelter	\$8,087.57
Contributions	\$1,426.85	Household Supplies	\$620.00
Education	\$916.93	Personal Insurance	\$399.05
Entertainment	\$2,318.28	Property Taxes	\$1,343.38
Food & Beverage	\$6,643.53	Transportation	\$8,489.03
Gifts	\$1,039.25	Personal Care Services	\$410.45
Health Care	\$2,720.80	Gasoline & Oil	\$1,957.85
Household Services	\$253.26	Electric & Natural Gas	\$1,574.64

**Total Average Household Expenditure: \$40,675**

*Source: Demographicsnow.com*

**HOUSEHOLDS**  
**1990-2011**

Newberry	1990	2000	Change '90-'00	2006 Estimates	2011 Projections
Total	12,314	14,026	13.9%	14,785	15,362

*Source: Demographicsnow.com*

**HOUSING UNITS**  
**1990-2011**

	Total	Owner Occupied	Renter Occupied
1990	14,455	9,376	2,938
2000	16,805	10,776	2,779
Change '90-'00	16.3%	14.9%	10.6%
2006 Estimates	17,515	10,885	3,900
2011 Projections	18,026	10,957	4,405

*Source: Demographicsnow.com*

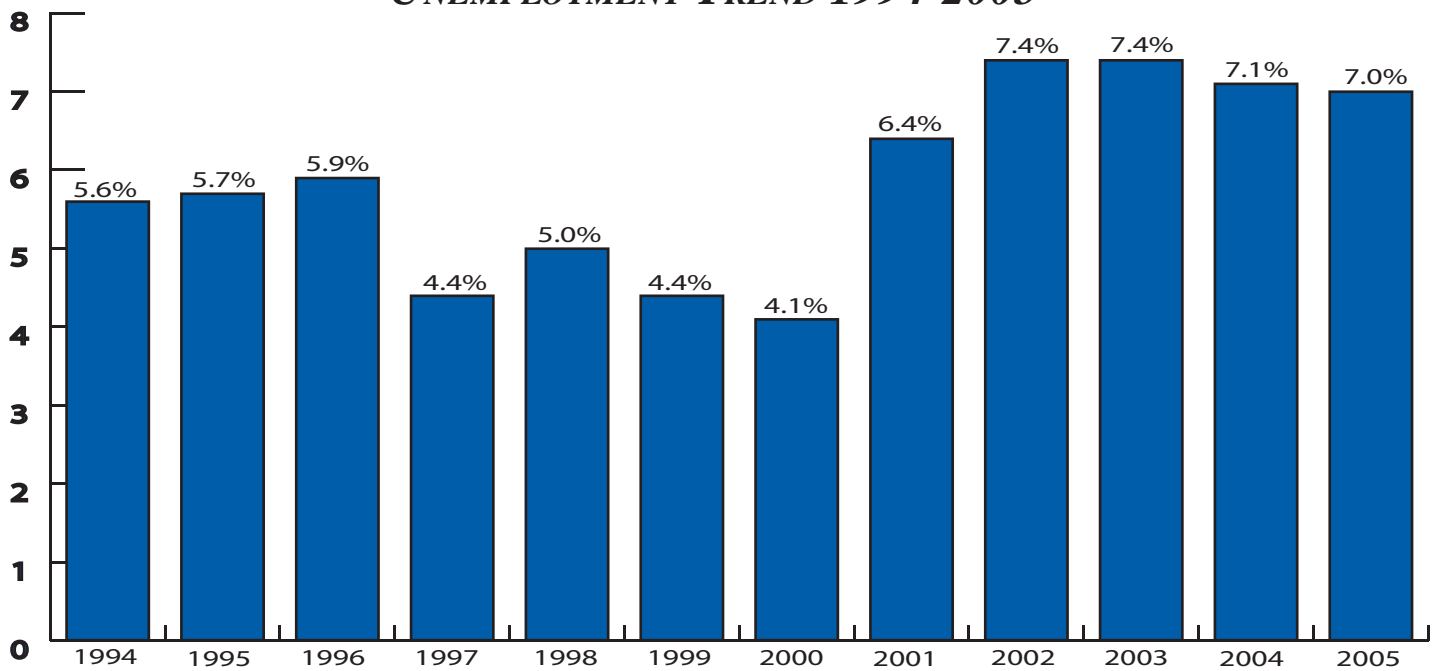
# LABOR & EMPLOYMENT

## Labor Force & Employment

LABOR FORCE & EMPLOYMENT 1998-2005				
	Unemployment Rate	Labor Force	Unemployed	Employed
1998	5.0%	17,799	885	16,914
1999	4.4%	18,013	796	17,217
2000	4.1%	17,295	717	16,578
2001	6.4%	17,216	1,106	16,110
2002	7.4%	17,139	1,260	15,879
2003	7.4%	17,914	1,318	16,596
2004	7.1%	17,504	1,281	16,223
2005	7.0%	17,934	1,253	16,681

Source: SC Employment Security Commission

### UNEMPLOYMENT TREND 1994-2005



## Unions

South Carolina is a right-to-work state and ranks the lowest in the nation in union membership as a percentage of non-agricultural employment. In 2003, there were 230 members in Newberry County's non-farm employees. The unionization rate was 1.7%. Companies with union membership include:

American Fiber & Finishing

UTWA

PCA

PACE

# Industry Sectors

## PRIVATE NONFARM EMPLOYMENT BY INDUSTRY SECTOR 2005

Industry Sector	Employment (%)	Employment (#)
Construction	5.5%	855
Manufacturing	27.4%	4,268
Service-Providing	33.6%	5,237
Trade, Transportation, and Utilities	12.8%	1,993
Information	0.4%	64
Financial Activities	1.5%	241
Professional and Business Services	4.5%	703
Education and Health Services	7.0%	1,094
Leisure and Hospitality	5.3%	825
Other Services	2.0%	304
<b>Total</b>	<b>100%</b>	<b>15,584</b>

Source: SC Employment Security Commission, Labor Market Information Division

# Worker Training



In its October 2003 issue, *Expansion Management Magazine* listed South Carolina as number one on its annual ranking for the top 15 states for workforce training.

The reason behind the number one ranking is the Center for Accelerated Technology Training or CATT. More recently in the June 2004 issue of *The Manufacturer*, SC's CATT program was featured as one of the best state training programs in the US. Created in 1961, CATT is one of the longest running and most experienced worker training programs in the nation. The Center for Accelerated Technology Training (CATT) focuses on the training needs of new and existing business and industry in South Carolina.

They provide recruiting, assessment, training development, management and implementation services to customers who are creating new jobs with competitive wages and benefits. These services are provided through state funds at little or no cost to the company. Working in concert with CATT in Newberry County is the Piedmont Technical College. PTC is recognized as a community-based, lifelong learning institution effectively serving Newberry by providing quality and affordable educational courses and programs that are responsive to both area citizens and employers. The college offers several continuing education and worker training programs that can be customized to fit any employers needs.

From 1994 to 2003 CATT has trained 734 workers at companies in Newberry County including: *Special Banking Furniture, Louis Rich, Shakespeare, Trucast Inc., Renfro Corporation, and InSite Support Services.*

# Wages

WAGES 2005	
Industry Sector	Average Weekly Wage
Construction	\$559
Manufacturing	\$634
Service-Providing	\$419
Trade, Transportation, and Utilities	\$474
Information	\$532
Financial Activities	\$516
Professional and Business Services	\$450
Education and Health Services	\$438
Leisure and Hospitality	\$188
Other Services	\$435
<b>Total Average Weekly Wage</b>	<b>\$531</b>

*Source: SC Employment Security Commission, Labor Market Information Division*

UPPER SAVANNAH WIA WAGE SURVEY 2003 OCCUPATIONAL EMPLOYMENT AND WAGE INFORMATION					
OCC. Code	Occupational Title	Estimated Employment	Entry Hourly Wage	Average Hourly Wage	Experienced Hourly Wage
11-0000	Management Occupations	4,480	\$17.03	\$25.83	\$32.88
11-1011	Chief Executives	310	\$22.15	\$39.42	\$57.08
11-1021	General and Operations Managers	1,300	\$18.52	\$28.37	\$36.23
11-1031	Legislators	100	\$5.95	\$10.21	\$18.38
11-2011	Advertising and Promotions Managers	20	\$19.48	\$29.23	\$39.04
11-2021	Marketing Managers	50	\$22.35	\$30.84	\$38.12
11-2022	Sales Managers	110	\$19.20	\$29.61	\$37.66
11-2031	Public Relations Managers	40	\$15.72	\$21.51	\$25.55
11-3011	Administrative Services Managers	180	\$12.97	\$19.95	\$25.41
11-3021	Computer and Information Systems Managers	60	\$17.62	\$26.35	\$32.74
11-3031	Financial Managers	410	\$18.01	\$24.83	\$31.31
11-3040	Human Resources Managers	120	\$19.60	\$25.82	\$31.87
11-3051	Industrial Production Managers	290	\$17.04	\$24.33	\$30.74
11-3061	Purchasing Managers	70	\$16.86	\$26.16	\$34.58
11-3071	Transportation, Storage, and Distribution Managers	90	\$14.65	\$23.21	\$29.60
11-9011	Farm, Ranch, and Other Agricultural Managers	N/A	\$41.72	\$52.76	\$69.15
11-9021	Construction Managers	90	\$16.07	\$25.40	\$30.39
11-9031	Education Administrators, Preschool and Child Care Center/Program	50	\$9.30	\$12.18	\$13.97

11-9032	Education Administrators, Elementary and Secondary School	130	N/A	\$31.99	N/A
11-9033	Education Administrators, Postsecondary	50	\$15.15	\$21.48	\$26.51
11-9041	Engineering Managers	50	\$26.40	\$32.48	\$40.13
11-9051	Food Service Managers	180	\$12.50	\$17.18	\$19.98
11-9111	Medical and Health Services Managers	N/A	\$18.04	\$21.08	\$21.20
11-9131	Postmasters and Mail Superintendents	40	\$18.93	\$22.75	\$26.81
11-9141	Property, Real Estate, and Community Association Managers	40	\$9.46	\$15.89	\$22.43
11-9151	Social and Community Service Managers	30	\$15.71	\$20.19	\$22.80
11-9199	Managers, All Other	200	\$16.22	\$24.20	\$30.20
<b>13-0000</b>	<b>Business and Financial Operations Occupations</b>	<b>1,350</b>	<b>\$13.51</b>	<b>\$19.32</b>	<b>\$24.01</b>
13-1022	Wholesale and Retail Buyers, Except Farm Products	60	\$12.80	\$18.09	\$22.45
13-1023	Purchasing Agents, Except Wholesale, Retail, and Farm Products	80	\$14.82	\$20.71	\$25.79
13-1041	Compliance Officers, Except Agriculture, Construction, Health and Safety, and Transportation	80	\$14.78	\$22.48	\$30.96
13-1051	Cost Estimators	40	\$15.66	\$21.71	\$24.71
13-1061	Emergency Management Specialists	10	\$13.32	\$17.68	\$20.33
13-1071	Employment, Recruitment, and Placement Specialists	60	\$12.75	\$17.97	\$22.24
13-1073	Training and Development Specialists	70	\$12.88	\$16.64	\$20.29
13-1111	Management Analysts	60	\$20.80	\$25.63	\$31.42
13-1199	Business Operations Specialists, All Other	120	\$10.97	\$16.47	\$17.80
13-2011	Accountants and Auditors	270	\$13.32	\$19.14	\$24.17
13-2021	Appraisers and Assessors of Real Estate	N/A	\$14.84	\$20.45	\$26.74
13-2041	Credit Analysts	N/A	\$15.32	\$18.13	\$22.75
13-2061	Financial Examiners	10	\$16.34	\$23.78	\$27.69
13-2072	Loan Officers	120	\$14.08	\$21.22	\$25.72
13-2099	Financial Specialists, All Other	20	\$11.87	\$14.12	\$16.13
<b>15-0000</b>	<b>Computer and Mathematical Occupations</b>	<b>500</b>	<b>\$15.68</b>	<b>\$22.79</b>	<b>\$28.26</b>
15-1011	Computer and Information Scientists, Research	10	\$18.69	\$20.89	\$22.66
15-1021	Computer Programmers	70	\$16.20	\$20.48	\$24.78
15-1031	Computer Software Engineers, Applications	10	\$24.96	\$28.82	\$32.80
15-1032	Computer Software Engineers, Systems Software	N/A	\$27.50	\$31.92	\$37.46
15-1041	Computer Support Specialists	70	\$13.54	\$16.74	\$18.91
15-1051	Computer Systems Analysts	30	\$20.36	\$24.55	\$27.25
15-1061	Database Administrators	20	\$16.99	\$23.05	\$25.86
15-1071	Network and Computer Systems Administrators	130	\$14.68	\$22.31	\$26.75
15-1081	Network Systems and Data Communications Analysts	40	\$14.89	\$18.52	\$22.12
15-1099	Computer Specialists, All Other	10	\$11.19	\$15.03	\$17.81
<b>17-0000</b>	<b>Architecture and Engineering Occupations</b>	<b>780</b>	<b>\$15.41</b>	<b>\$21.61</b>	<b>\$27.00</b>
17-2041	Chemical Engineers	10	\$23.41	\$27.73	\$33.01
17-2051	Civil Engineers	60	\$19.29	\$25.63	\$31.00
17-2071	Electrical Engineers	20	\$23.03	\$29.96	\$37.64
17-2081	Environmental Engineers	N/A	\$17.78	\$19.24	\$20.76

17-2111	Health and Safety Engineers, Except Mining Safety Engineers and Inspectors	20	\$24.61	\$29.52	\$35.24
17-2112	Industrial Engineers	130	\$21.53	\$25.31	\$29.51
17-2141	Mechanical Engineers	90	\$24.69	\$28.46	\$31.96
17-2199	Engineers, All Other	20	\$22.68	\$24.76	\$28.05
17-3011	Architectural and Civil Drafters	N/A	\$10.80	\$12.76	\$13.46
17-3012	Electrical and Electronics Drafters	20	\$12.77	\$14.66	\$16.54
17-3023	Electrical and Electronic Engineering Technicians	40	\$17.42	\$19.80	\$22.31
17-3024	Electromechanical Technicians	30	\$19.64	\$22.61	\$25.47
17-3026	Industrial Engineering Technicians	50	\$14.73	\$18.40	\$21.18
17-3027	Mechanical Engineering Technicians	N/A	\$12.15	\$16.22	\$18.97
17-3031	Surveying and Mapping Technicians	N/A	\$9.58	\$11.41	\$13.32
17-3099	All Other Drafters, Engineering, and Mapping Technicians	30	\$14.21	\$17.99	\$22.62
19-0000	Life, Physical, and Social Science Occupations	620	\$12.73	\$17.62	\$21.65
19-1023	Zoologists and Wildlife Biologists	10	\$22.22	\$25.61	\$26.53
19-1031	Conservation Scientists	10	\$23.14	\$24.84	\$26.43
19-1032	Foresters	30	\$21.58	\$26.49	\$32.58
19-1099	Life Scientists, All Other	N/A	\$18.13	\$22.66	\$29.97
19-2042	Geoscientists, Except Hydrologists and Geographers	40	\$12.64	\$15.18	\$17.95
19-3099	Social Scientists and Related Workers, All Other	20	\$20.71	\$22.99	\$25.67
19-4093	Forest and Conservation Technicians	40	\$11.78	\$15.11	\$18.13
21-0000	Community and Social Services Occupations	1,420	\$8.09	\$12.39	\$14.60
21-1012	Educational, Vocational, and School Counselors	160	\$14.85	\$22.38	\$26.54
21-1014	Mental Health Counselors	60	\$11.74	\$12.35	\$13.19
21-1021	Child, Family, and School Social Workers	250	\$10.88	\$13.07	\$15.17
21-1022	Medical and Public Health Social Workers	50	\$11.51	\$14.18	\$15.42
21-1023	Mental Health and Substance Abuse Social Workers	360	\$7.47	\$8.14	\$8.41
21-1091	Health Educators	10	\$14.72	\$18.54	\$21.14
21-1092	Probation Officers and Correctional Treatment Specialists	60	\$12.58	\$15.02	\$16.61
21-1093	Social and Human Service Assistants	120	\$9.37	\$11.17	\$12.76
21-2011	Clergy	10	\$15.87	\$19.50	\$21.45
21-9099	All Other Counselors, Social and Religious Workers	60	\$12.59	\$15.37	\$17.44
23-0000	Legal Occupations	220	\$10.32	\$25.16	\$41.28
23-1011	Lawyers	N/A	\$36.92	\$40.36	\$48.64
23-1021	Administrative Law Judges, Adjudicators, and Hearing Officers	10	\$14.41	\$19.22	\$24.43
23-1023	Judges, Magistrate Judges, and Magistrates	30	\$16.39	\$24.74	\$28.11
23-2093	Title Examiners, Abstractors, and Searchers	20	\$8.84	\$10.52	\$13.80
23-9099	All Other Legal and Related Workers	N/A	\$9.85	\$12.21	\$13.14
25-0000	Education, Training, and Library Occupations	5,800	\$9.84	\$15.66	\$20.39
25-1199	Postsecondary Teachers, All Other	300	N/A	\$21.80	N/A
25-2012	Kindergarten Teachers, Except Special Education	170	N/A	\$15.36	N/A
25-2021	Elementary School Teachers, Except Special Education	1,170	N/A	\$18.93	N/A
25-2022	Middle School Teachers, Except Special and Vocational Education	N/A	N/A	\$20.32	N/A

25-2031	Secondary School Teachers, Except Special and Vocational Education	1,030	N/A	\$19.27	N/A
25-2032	Vocational Education Teachers, Secondary School	N/A	N/A	\$18.38	N/A
25-2042	Special Education Teachers, Middle School	20	N/A	\$19.22	N/A
25-2043	Special Education Teachers, Secondary School	170	N/A	\$18.06	N/A
25-3011	Adult Literacy, Remedial Education, and GED Teachers and Instructors	90	\$15.03	\$18.04	\$20.47
25-3021	Self-Enrichment Education Teachers	90	\$12.51	\$15.21	\$16.78
25-3999	All Other Teachers, Primary, Secondary, and Adult	N/A	N/A	\$14.08	N/A
25-4021	Librarians	100	\$15.96	\$20.34	\$24.83
25-4031	Library Technicians	90	\$7.55	\$10.83	\$12.86
25-9011	Audio-Visual Collections Specialists	10	\$7.73	\$13.41	\$17.39
25-9031	Instructional Coordinators	N/A	\$13.91	\$20.34	\$25.65
25-9041	Teacher Assistants	1,090	N/A	\$8.19	N/A
27-0000	Arts, Design, Entertainment, Sports, and Media Occupations	510	\$8.15	\$13.40	\$16.75
27-1021	Commercial and Industrial Designers	N/A	\$12.10	\$18.64	\$25.23
27-1024	Graphic Designers	20	\$9.32	\$10.96	\$12.05
27-2022	Coaches and Scouts	120	N/A	\$12.96	N/A
27-3010	Announcers	30	\$8.33	\$10.46	\$11.72
27-3020	News Analysts, Reporters and Correspondents	30	\$9.01	\$10.48	\$11.37
29-0000	Healthcare Practitioners and Technical Occupations	4,050	\$13.66	\$21.93	\$25.40
29-1020	Dentists	120	\$37.98	\$39.88	\$43.19
29-1031	Dietitians and Nutritionists	20	\$7.98	\$11.85	\$13.42
29-1051	Pharmacists	160	\$28.72	\$35.05	\$44.21
29-1062	Family and General Practitioners	40	\$50.89	\$57.64	\$66.45
29-1111	Registered Nurses	1,470	\$16.29	\$20.25	\$23.65
29-1126	Respiratory Therapists	30	\$15.31	\$17.38	\$19.05
29-1127	Speech-Language Pathologists	60	\$12.02	\$21.99	\$31.35
29-1131	Veterinarians	10	\$26.58	\$34.48	\$41.53
29-1199	Health Diagnosing and Treating Practitioners, All Other	50	\$40.51	\$46.23	\$53.14
29-2011	Medical and Clinical Laboratory Technologists	60	\$14.55	\$17.36	\$20.17
29-2012	Medical and Clinical Laboratory Technicians	110	\$11.76	\$15.22	\$19.04
29-2041	Emergency Medical Technicians and Paramedics	120	\$7.67	\$9.88	\$11.96
29-2052	Pharmacy Technicians	230	\$9.89	\$13.05	\$14.10
29-2061	Licensed Practical and Licensed Vocational Nurses	600	\$11.61	\$14.20	\$16.06
29-2071	Medical Records and Health Information Technicians	30	\$9.06	\$12.15	\$13.42
29-9010	Occupational Health and Safety Specialists and Technicians	30	\$13.42	\$16.96	\$19.82
29-9199	All Other Health Professionals and Technicians	30	\$8.67	\$14.03	\$16.47
31-0000	Healthcare Support Occupations	2,340	\$7.58	\$9.40	\$10.77
31-1011	Home Health Aides	520	\$7.60	\$8.71	\$9.86
31-1012	Nursing Aides, Orderlies, and Attendants	1,140	\$7.20	\$8.67	\$9.95
31-2011	Occupational Therapist Assistants	N/A	\$18.25	\$18.94	\$20.98
31-2021	Physical Therapist Assistants	N/A	\$16.48	\$20.65	\$24.61
31-9091	Dental Assistants	110	\$11.80	\$12.38	\$13.28
31-9092	Medical Assistants	240	\$9.43	\$11.13	\$13.05

31-9094	Medical Transcriptionists	70	\$10.17	\$12.17	\$14.12
31-9096	Veterinary Assistants and Laboratory Animal Caretakers	40	\$6.86	\$8.86	\$10.65
33-0000	Protective Service Occupations	1,900	\$9.82	\$12.86	\$14.69
33-1011	First-Line Supervisors/Managers of Correctional Officers	20	\$21.93	\$24.19	\$26.50
33-1012	First-Line Supervisors/Managers of Police and Detectives	70	\$14.86	\$17.30	\$18.88
33-1099	First-Line Supervisors/Managers, Protective Service Workers, All Other	20	\$14.23	\$19.33	\$22.32
33-2011	Fire Fighters	70	\$9.39	\$10.59	\$12.88
33-3012	Correctional Officers and Jailers	660	\$9.72	\$12.70	\$15.52
33-3021	Detectives and Criminal Investigators	30	\$13.60	\$16.26	\$17.84
33-3051	Police and Sheriff's Patrol Officers	480	\$11.50	\$13.58	\$14.44
33-9032	Security Guards	420	\$7.86	\$10.69	\$12.69
33-9091	Crossing Guards	20	\$6.43	\$8.28	\$10.23
33-9099	Protective Service Workers, All Other	40	\$10.22	\$15.11	\$20.24
35-0000	Food Preparation and Serving-Related Occupations	4,170	\$6.07	\$7.55	\$8.60
35-1011	Chefs and Head Cooks	60	\$9.12	\$12.34	\$17.47
35-1012	First-Line Supervisors/Managers of Food Preparation and Serving Workers	330	\$9.86	\$11.57	\$12.85
35-2011	Cooks, Fast Food	630	\$5.72	\$6.36	\$6.88
35-2012	Cooks, Institution and Cafeteria	410	\$6.67	\$8.46	\$10.29
35-2014	Cooks, Restaurant	N/A	\$7.02	\$8.76	\$9.95
35-2015	Cooks, Short Order	N/A	\$5.94	\$7.59	\$9.68
35-2021	Food Preparation Workers	360	\$6.01	\$6.87	\$7.54
35-3011	Bartenders	100	\$6.33	\$7.23	\$8.08
35-3021	Combined Food Preparation and Serving Workers, Including Fast Food	550	\$6.09	\$7.30	\$8.41
35-3022	Counter Attendants, Cafeteria, Food Concession, and Coffee Shop	130	\$6.06	\$6.65	\$7.34
35-3031	Waiters and Waitresses	640	\$5.98	\$6.86	\$7.19
35-3041	Food Servers, Non restaurant	N/A	\$5.80	\$6.14	\$6.67
35-9011	Dining Room and Cafeteria Attendants and Bartender Helpers	50	\$5.99	\$6.76	\$7.13
35-9021	Dishwashers	240	\$5.96	\$6.53	\$7.19
35-9031	Hosts and Hostesses, Restaurant, Lounge, and Coffee Shop	100	\$6.03	\$6.95	\$7.74
35-9099	Food Preparation and Serving Related Workers, All Other	N/A	\$5.86	\$6.21	\$6.74
37-0000	Building and Grounds Cleaning and Maintenance Occupations	2,580	\$6.96	\$8.88	\$10.22
37-1011	First-Line Supervisors/Managers of Housekeeping and Janitorial Workers	110	\$9.80	\$14.24	\$15.28
37-1012	First-Line Supervisors/Managers of Landscaping, Lawn Service, and Grounds keeping Workers	70	\$14.07	\$16.73	\$19.99
37-2011	Janitors and Cleaners, Except Maids and Housekeeping Cleaners	1,200	\$6.82	\$8.24	\$9.42
37-2012	Maids and Housekeeping Cleaners	370	\$6.17	\$7.16	\$8.22
37-2021	Pest Control Workers	N/A	\$8.71	\$10.67	\$12.55
37-3011	Landscaping and Grounds keeping Workers	540	\$7.31	\$8.43	\$9.39
37-3013	Tree Trimmers and Pruners	N/A	\$11.40	\$12.03	\$12.83

37-9099	All Other Building and Grounds Cleaning and Maintenance Workers	50	\$6.29	\$8.15	\$9.69
39-0000	Personal Care and Service Occupations	1,600	\$6.81	\$8.44	\$8.94
39-1021	First-Line Supervisors/Managers of Personal Service Workers	80	\$11.45	\$13.08	\$14.02
39-2021	Nonfarm Animal Caretakers	60	\$6.52	\$8.21	\$9.85
39-3091	Amusement and Recreation Attendants	70	\$5.95	\$6.55	\$6.91
39-4021	Funeral Attendants	110	\$7.02	\$8.59	\$8.76
39-5012	Hairdressers, Hairstylists, and Cosmetologists	80	\$8.81	\$11.60	\$13.78
39-9011	Child Care Workers	N/A	\$5.72	\$6.74	\$7.08
39-9021	Personal and Home Care Aides	510	\$7.59	\$8.02	\$8.57
39-9032	Recreation Workers	200	\$6.26	\$7.94	\$8.69
41-0000	Sales and Related Occupations	6,400	\$6.37	\$10.60	\$12.29
41-1011	First-Line Supervisors/Managers of Retail Sales Workers	740	\$10.86	\$14.49	\$16.05
41-1012	First-Line Supervisors/Managers of Non-Retail Sales Workers	110	\$18.48	\$24.25	\$27.11
41-2011	Cashiers	2,370	\$5.85	\$6.60	\$7.10
41-2021	Counter and Rental Clerks	200	\$6.38	\$7.45	\$8.49
41-2022	Parts Salespersons	190	\$7.35	\$9.18	\$10.39
41-2031	Retail Salespersons	1,870	\$6.84	\$9.68	\$11.71
41-3011	Advertising Sales Agents	50	\$8.32	\$13.48	\$14.46
41-3021	Insurance Sales Agents	150	\$13.17	\$19.51	\$25.10
41-4011	Sales Representatives, Wholesale and Manufacturing, Technical and Scientific Products	60	\$11.48	\$18.60	\$25.21
41-4012	Sales Representatives, Wholesale and Manufacturing, Except Technical and Scientific Products	430	\$14.44	\$23.35	\$28.86
41-9031	Sales Engineers	20	\$12.89	\$20.99	\$27.49
41-9041	Telemarketers	N/A	\$6.61	\$8.45	\$10.75
41-9099	Sales and Related Workers, All Other	110	\$6.76	\$10.18	\$11.23
43-0000	Office and Administrative Support Occupations	11,350	\$8.68	\$11.35	\$13.39
43-1011	First-Line Supervisors/Managers of Office and Administrative Support Workers	740	\$11.46	\$15.16	\$17.77
43-2011	Switchboard Operators, Including Answering Service	120	\$7.81	\$9.08	\$10.36
43-3011	Bill and Account Collectors	50	\$9.10	\$11.05	\$12.51
43-3021	Billing and Posting Clerks and Machine Operators	360	\$9.40	\$11.24	\$12.89
43-3031	Bookkeeping, Accounting, and Auditing Clerks	1,070	\$8.73	\$11.15	\$12.96
43-3051	Payroll and Timekeeping Clerks	130	\$9.54	\$11.48	\$13.06
43-3061	Procurement Clerks	30	\$10.91	\$12.61	\$13.62
43-3071	Tellers	610	\$8.76	\$10.00	\$10.94
43-4031	Court, Municipal, and License Clerks	50	\$9.66	\$11.07	\$12.77
43-4041	Credit Authorizers, Checkers, and Clerks	10	\$9.51	\$12.60	\$16.50
43-4051	Customer Service Representatives	1,150	\$8.28	\$11.48	\$14.16
43-4071	File Clerks	140	\$6.74	\$8.76	\$9.95
43-4081	Hotel, Motel, and Resort Desk Clerks	100	\$7.57	\$8.55	\$9.85
43-4111	Interviewers, Except Eligibility and Loan	40	\$7.82	\$9.02	\$10.15
43-4121	Library Assistants, Clerical	20	\$7.52	\$9.01	\$9.37
43-4131	Loan Interviewers and Clerks	N/A	\$9.06	\$10.85	\$12.28

43-4141	New Accounts Clerks	N/A	\$8.24	\$9.86	\$10.57
43-4151	Order Clerks	150	\$8.11	\$10.20	\$12.16
43-4161	Human Resources Assistants, Except Payroll and Timekeeping	130	\$10.40	\$12.68	\$14.19
43-4171	Receptionists and Information Clerks	250	\$8.54	\$9.51	\$10.71
43-5021	Couriers and Messengers	N/A	\$6.63	\$8.28	\$8.64
43-5031	Police, Fire, and Ambulance Dispatchers	40	\$9.38	\$10.83	\$12.25
43-5032	Dispatchers, Except Police, Fire, and Ambulance	30	\$9.21	\$12.49	\$16.01
43-5041	Meter Readers, Utilities	90	\$11.95	\$13.41	\$15.61
43-5051	Postal Service Clerks	60	\$16.79	\$18.01	\$19.97
43-5052	Postal Service Mail Carriers	280	\$15.30	\$17.66	\$20.03
43-5053	Postal Service Mail Sorters, Processors, and Processing Machine Operators	20	\$8.50	\$11.13	\$14.08
43-5061	Production, Planning, and Expediting Clerks	190	\$11.45	\$13.97	\$16.08
43-5071	Shipping, Receiving, and Traffic Clerks	660	\$8.20	\$10.42	\$12.45
43-5081	Stock Clerks and Order Fillers	990	\$6.95	\$9.50	\$11.50
43-5111	Weighers, Measurers, Checkers, and Samplers, Recordkeeping	40	\$8.58	\$10.03	\$11.58
43-5199	All Other Material Recording, Scheduling, Dispatching, and Distributing Workers	10	\$10.03	\$11.49	\$13.36
43-6011	Executive Secretaries and Administrative Assistants	370	\$10.65	\$13.02	\$15.33
43-6013	Medical Secretaries	380	\$9.72	\$11.36	\$12.92
43-6014	Secretaries, Except Legal, Medical, and Executive	940	\$8.19	\$10.61	\$12.89
43-9011	Computer Operators	40	\$9.46	\$12.35	\$13.89
43-9021	Data Entry Keyers	80	\$8.96	\$10.80	\$12.38
43-9022	Word Processors and Typists	20	\$8.94	\$10.74	\$12.48
43-9031	Desktop Publishers	N/A	\$11.12	\$13.51	\$15.02
43-9051	Mail Clerks and Mail Machine Operators, Except Postal Service	40	\$7.03	\$8.61	\$9.97
43-9061	Office Clerks, General	1,170	\$8.23	\$10.19	\$11.92
43-9111	Statistical Assistants	N/A	\$12.96	\$18.08	\$21.83
43-9999	All Other Secretaries, Administrative Assistants, and Other Office Support	20	\$8.16	\$10.29	\$11.21
45-0000	Farming, Fishing, and Forestry Occupations	1,590	\$8.17	\$10.09	\$11.43
45-1011	First-Line Supervisors/Managers of Farming, Fishing, and Forestry Workers	30	\$18.63	\$22.46	\$29.52
45-4011	Forest and Conservation Workers	20	\$8.08	\$9.31	\$10.29
45-4021	Fallers	80	\$10.28	\$11.34	\$12.79
45-4022	Logging Equipment Operators	280	\$9.80	\$11.81	\$13.64
45-4023	Log Graders and Scalers	N/A	\$10.84	\$12.69	\$13.69
47-0000	Construction and Extraction Occupations	2,960	\$9.75	\$12.90	\$14.98
47-1011	First-Line Supervisors/Managers of Construction Trades and Extraction Workers	300	\$15.39	\$20.52	\$23.90
47-2021	Brickmasons and Blockmasons	100	\$7.59	\$13.91	\$19.34
47-2031	Carpenters	440	\$10.33	\$12.11	\$13.82
47-2044	Tile and Marble Setters	20	\$11.47	\$12.33	\$13.11
47-2051	Cement Masons and Concrete Finishers	30	\$9.41	\$13.71	\$13.72

47-2061	Construction Laborers	320	\$7.78	\$9.35	\$10.60
47-2073	Operating Engineers and Other Construction Equipment Operators	330	\$9.92	\$11.53	\$12.89
47-2111	Electricians	280	\$12.76	\$15.15	\$16.83
47-2121	Glaziers	40	\$7.95	\$10.03	\$11.64
47-2141	Painters, Construction and Maintenance	90	\$9.74	\$11.44	\$13.11
47-2151	Pipelayers	80	\$8.95	\$10.41	\$12.03
47-2152	Plumbers, Pipefitters, and Steamfitters	190	\$11.89	\$13.81	\$16.17
47-2181	Roofers	70	\$8.89	\$10.33	\$11.61
47-2211	Sheet Metal Workers	130	\$11.91	\$13.32	\$15.06
47-3011	Helpers--Brickmasons, Blockmasons, Stonemasons, and Tile and Marble Setters	50	\$9.30	\$10.26	\$11.17
47-3012	Helpers--Carpenters	N/A	\$8.46	\$9.13	\$10.16
47-3013	Helpers--Electricians	40	\$9.37	\$11.08	\$12.50
47-4011	Construction and Building Inspectors	30	\$12.38	\$14.95	\$17.00
47-4999	All Other Construction Trades and Related Workers	50	\$8.74	\$9.90	\$10.74
47-5021	Earth Drillers, Except Oil and Gas	10	\$11.53	\$12.42	\$13.55
49-0000	Installation, Maintenance, and Repair Occupations	4,310	\$11.17	\$14.25	\$16.90
49-1011	First-Line Supervisors/Managers of Mechanics, Installers, and Repairers	290	\$15.70	\$20.20	\$24.12
49-2022	Telecommunications Equipment Installers and Repairers, Except Line Installers	30	\$13.62	\$17.03	\$20.18
49-2094	Electrical and Electronics Repairers, Commercial and Industrial Equipment	40	\$14.83	\$16.04	\$16.92
49-2095	Electrical and Electronics Repairers, Powerhouse, Substation, and Relay	N/A	\$19.51	\$21.61	\$23.36
49-2097	Electronic Home Entertainment Equipment Installers and Repairers	N/A	\$7.72	\$9.58	\$11.64
49-3011	Aircraft Mechanics and Service Technicians	10	\$7.58	\$13.92	\$16.71
49-3021	Automotive Body and Related Repairers	N/A	\$7.49	\$10.13	\$12.44
49-3022	Automotive Glass Installers and Repairers	20	\$8.91	\$12.24	\$15.91
49-3023	Automotive Service Technicians and Mechanics	400	\$10.80	\$13.63	\$17.10
49-3031	Bus and Truck Mechanics and Diesel Engine Specialists	230	\$11.81	\$15.13	\$19.24
49-3042	Mobile Heavy Equipment Mechanics, Except Engines	30	\$12.74	\$17.55	\$19.31
49-3051	Motorboat Mechanics	N/A	\$8.67	\$12.68	\$16.01
49-3052	Motorcycle Mechanics	10	\$6.08	\$8.81	\$11.44
49-3093	Tire Repairers and Changers	N/A	\$7.02	\$8.97	\$10.57
49-9012	Control and Valve Installers and Repairers, Except Mechanical Door	N/A	\$11.20	\$12.76	\$13.33
49-9021	Heating, Air Conditioning, and Refrigeration Mechanics and Installers	100	\$10.98	\$13.42	\$15.89
49-9041	Industrial Machinery Mechanics	500	\$12.46	\$14.49	\$16.33
49-9042	Maintenance and Repair Workers, General	1,430	\$10.64	\$13.59	\$16.26
49-9044	Millwrights	80	\$12.46	\$15.94	\$17.25
49-9051	Electrical Power-Line Installers and Repairers	170	\$16.13	\$18.76	\$21.17
49-9052	Telecommunications Line Installers and Repairers	60	\$13.38	\$17.52	\$20.83
49-9095	Manufactured Building and Mobile Home Installers	30	\$9.58	\$10.75	\$11.15

49-9098	Helpers--Installation, Maintenance, and Repair Workers	80	\$7.21	\$9.69	\$11.62
49-9099	Installation, Maintenance, and Repair Workers, All Other	20	\$9.97	\$15.19	\$22.71
51-0000	Production Occupations	17,030	\$9.32	\$11.87	\$13.64
51-1011	First-Line Supervisors/Managers of Production and Operating Workers	1,020	\$15.12	\$19.57	\$23.46
51-2031	Engine and Other Machine Assemblers	60	\$10.10	\$13.79	\$18.55
51-2041	Structural Metal Fabricators and Fitters	90	\$11.24	\$12.40	\$13.43
51-2092	Team Assemblers	630	\$8.54	\$10.96	\$12.66
51-3011	Bakers	50	\$6.29	\$7.71	\$8.71
51-4011	Computer-Controlled Machine Tool Operators, Metal and Plastic	30	\$11.78	\$13.40	\$15.08
51-4021	Extruding and Drawing Machine Setters, Operators, and Tenders, Metal and Plastic	110	\$10.06	\$12.13	\$13.93
51-4031	Cutting, Punching, and Press Machine Setters, Operators, and Tenders, Metal and Plastic	680	\$11.07	\$12.75	\$15.02
51-4035	Milling and Planing Machine Setters, Operators, and Tenders, Metal and Plastic	30	\$9.91	\$11.75	\$13.20
51-4041	Machinists	370	\$11.68	\$13.85	\$16.14
51-4072	Molding, Coremaking, and Casting Machine Setters, Operators, and Tenders, Metal and Plastic	120	\$8.05	\$10.05	\$12.28
51-4081	Multiple Machine Tool Setters, Operators, and Tenders, Metal and Plastic	150	\$11.07	\$12.82	\$14.72
51-4111	Tool and Die Makers	90	\$15.24	\$17.61	\$19.84
51-4121	Welders, Cutters, Solderers, and Brazers	320	\$11.82	\$13.80	\$15.73
51-4122	Welding, Soldering, and Brazing Machine Setters, Operators, and Tenders	40	\$10.88	\$13.95	\$17.55
51-4193	Plating and Coating Machine Setters, Operators, and Tenders, Metal and Plastic	210	\$9.68	\$10.92	\$12.36
51-5022	Prepress Technicians and Workers	N/A	\$10.90	\$13.09	\$15.37
51-5023	Printing Machine Operators	140	\$11.81	\$13.66	\$15.35
51-6011	Laundry and Dry-Cleaning Workers	160	\$6.12	\$7.20	\$8.14
51-6031	Sewing Machine Operators	680	\$6.70	\$9.02	\$10.67
51-6052	Tailors, Dressmakers, and Custom Sewers	N/A	\$7.70	\$8.04	\$8.68
51-6062	Textile Cutting Machine Setters, Operators, and Tenders	150	\$9.09	\$10.47	\$12.08
51-6063	Textile Knitting and Weaving Machine Setters, Operators, and Tenders	1,440	\$11.31	\$12.14	\$13.23
51-6064	Textile Winding, Twisting, and Drawing Out Machine Setters, Operators, and Tenders	1,450	\$9.52	\$11.27	\$12.86
51-6091	Extruding and Forming Machine Setters, Operators, and Tenders, Synthetic and Glass Fibers	320	\$9.97	\$11.63	\$13.39
51-6099	Textile, Apparel, and Furnishings Workers, All Other	N/A	\$9.57	\$10.48	\$11.10
51-7041	Sawing Machine Setters, Operators, and Tenders, Wood	160	\$8.55	\$10.43	\$12.34
51-7042	Woodworking Machine Setters, Operators, and Tenders, Except Sawing	120	\$9.02	\$10.77	\$12.66
51-8012	Power Distributors and Dispatchers	N/A	\$15.94	\$22.01	\$27.28
51-8021	Stationary Engineers and Boiler Operators	50	\$12.89	\$15.61	\$18.54
51-8031	Water and Liquid Waste Treatment Plant and System Operators	140	\$8.71	\$12.74	\$16.08

51-9021	Crushing, Grinding, and Polishing Machine Setters, Operators, and Tenders	70	\$8.90	\$10.36	\$10.78
51-9022	Grinding and Polishing Workers, Hand	90	\$10.48	\$13.77	\$16.63
51-9023	Mixing and Blending Machine Setters, Operators, and Tenders	100	\$8.84	\$10.05	\$11.24
51-9031	Cutters and Trimmers, Hand	50	\$7.68	\$8.22	\$8.68
51-9051	Furnace, Kiln, Oven, Drier, and Kettle Operators and Tenders	30	\$10.24	\$12.61	\$15.25
51-9061	Inspectors, Testers, Sorters, Samplers, and Weighers	740	\$9.13	\$11.44	\$13.10
51-9111	Packaging and Filling Machine Operators and Tenders	350	\$8.42	\$10.84	\$13.95
51-9121	Coating, Painting, and Spraying Machine Setters, Operators, and Tenders	80	\$10.39	\$11.32	\$12.71
51-9122	Painters, Transportation Equipment	10	\$11.84	\$12.97	\$14.15
51-9198	Helpers--Production Workers	630	\$8.57	\$9.85	\$11.14
53-0000	Transportation and Material Moving Occupations	7,480	\$8.01	\$10.97	\$12.82
53-1021	First-Line Supervisors/Managers of Helpers, Laborers, and Material Movers, Hand	160	\$14.62	\$18.87	\$24.09
53-1031	First-Line Supervisors/Managers of Transportation and Material-Moving Machine and Vehicle	40	\$15.03	\$18.21	\$21.45
53-3022	Bus Drivers, School	250	\$6.15	\$7.15	\$8.15
53-3031	Driver/Sales Workers	120	\$6.61	\$13.37	\$19.71
53-3032	Truck Drivers, Heavy and Tractor-Trailer	1,580	\$12.11	\$14.95	\$16.78
53-3033	Truck Drivers, Light or Delivery Services	1,180	\$8.47	\$10.19	\$11.99
53-3099	Motor Vehicle Operators, All Other	N/A	\$6.80	\$9.28	\$11.99
53-7032	Excavating and Loading Machine and Dragline Operators	40	\$11.34	\$13.01	\$14.56
53-7051	Industrial Truck and Tractor Operators	770	\$9.59	\$11.09	\$12.61
53-7061	Cleaners of Vehicles and Equipment	200	\$6.67	\$7.97	\$9.30
53-7062	Laborers and Freight, Stock, and Material Movers, Hand	1,650	\$7.38	\$8.96	\$10.25
53-7063	Machine Feeders and Offbearers	350	\$7.55	\$9.06	\$10.56
53-7064	Packers and Packagers, Hand	670	\$6.53	\$8.51	\$10.30
53-7081	Refuse and Recyclable Material Collectors	120	\$6.20	\$7.45	\$8.48
53-7199	Material Moving Workers, All Other	80	\$11.41	\$12.54	\$13.63

The upper savannah WIA includes the counties of Abbeville, McCormick, Laurens, Greenwood, Newberry, **Saluda**, and Edgefield

1)The Average wage is the average wage for all workers in the occupation. The Entry wage is the 25th percentile wage--25% of workers are paid that wage or less. The Experienced wage is the 75th percentile, wage--75% of the workers in that occupation are paid that wage or less. When anything other than hourly wages were reported, the wages were converted to an hourly rate based on a 40-hour work week.

2) Occupational code is based on a system for classifying all occupations in the economy, including private, public and military. (Standard Occupation Classification System)

3) N/A indicates data is not available

Source: SC Occupational Employment Statistics Wage Survey 2001

Employment Security Commission of South Carolina, Labor Market Information Department

For more detailed information or assistance, please call...LMI Customer Service at 1-800-205-9290 or in Columbia 803-737-2660

# Industrial Employers

## INDUSTRIAL DIRECTORY 2005

Company Name	Employment	SIC	NAICS	Product Description
Kraft Foods Global Inc.	1,375	2015	311615	Processed turkey
Renfro Corp-Whitmire Plt	559	2251	315111	Hosiery
Blue Water Marine Group	270	3732	336611	Boat building and repairing
Georgia-Pacific Corp	269	2436	321212	Southern pine plywood
Komatsu America Corp, Newberry Mfg	234	3531	33312	Backhoe loaders
Shakespeare Composites	215	3648	335129	Lighting equipment
International Paper-Newberry Lumber Mill	177	2421	321912	Lumber
ISE America Inc	140	2015	311999	Egg processing & egg products
Trucast Inc	138	3511	333611	Investment casting--foundry
McKechnie Vehicle Components	135	3714	336399	Automotive wheel trim
American Fiber & Finishing, Inc	130	2211	313210	Woven lightweight industrial fabrics
PCA	100	2653	322211	Corrugated shipping containers
Georgia-Pacific Corp	100	2421	321999	Lumber & chips
Kiswire Inc	90	3315	331222	Bead wire
International Paper	85	2672	322222	Extrusion coated paperboard
MacLean Fiberglass	75	3229	326199	Fiberglass reinforced plastics
Pleasurecraft Marine Engine Co	55	3799	333618	Marine engines
Metal Masters Inc	50	3545	333515	Precision machine parts
Charles K Doolittle Inc	50	2411	113310	Logging
Industrial Pine Products	48	2431	321113	Specialized wood products
Quality Wood Recycling Inc dba Quality Wood Works	35*	2448	321920	Wooden pallets (repair)
200 Park Inc dba ArctiChill Inc	30	3585	333415	Water chillers
Newberry Observer	30	2711	511110	Newspapers
Newberry Feed & Farm Center Inc	26	2048	311611	Animal feed
Olin Lominick Timber Inc	25*	2411	113310	Logging
James C Doolittle Logging Company Inc	24	2411	113310	Logging
Quality Woodtruss Inc	20	2439	321214	Wood roof trusses
Palmetto Pallet Co Inc	20	2448	321920	Wood pallets
Quality Woodworks Inc	19*	2448	321920	Pallets & skids
Counts Sausage Co Inc	16	2013	311613	Pork & beef products
William B Lominick Logging Inc	15	2411	113310	Logging
Redline Precision Machining	14*	3599	332710	Machine shop
Westvaco Corp	13	2421	321999	Wood chips

Carolina Concrete Co Inc	11*	3273	327320	Ready-mixed concrete
John S Brooks Logging Inc	10*	2411	113310	Logging
International Silverstreet Paper Chip Mill	10*	2421	321999	Pine Wood chips
A & L Logging Inc	7	2411	113310	Logging
John R Frazier Inc	7	2411	113310	Pulpwood
K T Manufacturing Inc	6	2299	313312	Pet beds
Cousins Ag Products Inc	6	2875	325314	Fertilizer mixing
Sun Printing Co Of Newberry Inc	5	2759	323114	Commercial job printing
Armfield's Printing Inc	5	2752	323110	Commercial printing, lithographic
MCP DaviSound	3	3651	334310	Professional audio equipment
The Whitmire News	3	2711	511110	Newspaper/Desktop Publishing

Source: Company Representatives (Am \* is pending an update)

# Commuting

## COMMUTING PATTERNS 2000

	Commuting into Newberry From:	Commuting Out of Newberry To:
County	Total Number	Total Number
Calhoun	10	2
Clarendon	6	0
Fairfield	363	221
Kershaw	55	3
Lee	0	0
Lexington	606	1,386
Orangeburg	23	14
Richland	694	1,930
Sumter	108	0
<b>CSCA Region Subtotal</b>	<b>1,865</b>	<b>3,556</b>
Abbeville	0	27
Aiken	31	18
Anderson	12	15
Beaufort	16	8
Charleston	10	15
Chester	16	7
Edgefield	49	8
Greenville	58	96
Greenwood	94	252
Lancaster	6	19
Laurens	370	772
Pickens	20	2
Saluda	471	92
Spartanburg	22	156
Union	190	229
York	34	25
Outside SC	82	113
Subtotal	1,481	1,854
Total	3,346	5,410
% of Labor Force Commuting out of Newberry County		14.90%
Average Commute Time		25

Source: US Census County to County Worker Flow Files - counties totaling more than 20 commuters (excluding the CSCA Region)

# LIVING HERE

Newberry

## Festivals & Events

---

Every year on the third weekend of October is Newberry's **OktoberFest**. A favorite of Newberry's residents, this festival offers fun for both adults and children alike. There is live entertainment on both nights as well as on Saturday afternoon. Past performers have included bands such as the Embers, and the Dick Goodwind Quartet - the ompah band. Two favorite activities at the Festival are the livernips cook-off and the apple pie bake off. Another favorite festival in Newberry County is the **Little Mountain Reunion**. Held during the late summer, in the first weekend of August, the festival celebrates this small community and those who are from it. There is a parade, fun



run, street dances, crafts, children's games and great southern cooking. This is a great festival that is sure to entertain the entire family. Lastly, Newberry's newest festival, which has vastly become a midland's favorite, is **Prosperity's Hoppin'**. Established in 2001, this festival celebrates the Prosperity community and the great people who live in and around the beautiful town. The festival is held at the Town Center and includes all day entertainment, rides, crafts, 5K run/walk, antique tractor show, and a street dance. Prior to the festival a golf tournament is held at Mid-Carolina Country Club and the annual Prosperity's Hoppin' Pageant queens is crowned.

## Recreation

---

South Carolina is known for its golf and temperate weather that allows us to play this favorite pastime year round, and Newberry is no exception. There are two beautiful championship courses in Newberry with several others within a 30 minute drive. One of the best and newer courses in Newberry is the **Country Club of Newberry**. Built in 1992, there are water hazards that come into play on at least six holes. The signature hole is #14, a 511-yard, par 5, requiring an approach shot over a large pond. This beautiful 18 hole course is challenging for golfers of all skill levels. Another golf course in Newberry is the **Mid-Carolina Golf Course**. The fairways are relatively tight, plus ponds and lakes come into play on seven holes. This course's most difficult hole is #10, a 430-yard, par 4, requiring a tee shot up a dogleg left fairway, with a pond at the curve, then an uphill approach shot to the green. The large greens are undulating, and the terrain is rolling. The course is open to the public



on weekdays. For the outdoor and water sport enthusiast there is an unending amount of trails to hike, forest to explore, bass to catch, game to hunt, and acres of water to ski and swim. A favorite of Newberrians and all South Carolinians alike is **Lake Murray**. This 50,000 acre midland lake starts just north of Columbia and ends in Newberry. It is one of the most popular and largest lakes in South Carolina. Hundreds of bass fishing tournaments as well as boat festivals are held on this lake each year. The land around this lake is surrounded mostly by beautiful lake front homes, a few public beaches, and there are plenty of restaurants and bars located at the marinas. Also located on Lake Murray is the **Dreher Island State Recreation Area**. This park brings everyone the experience of spending the weekend at the lake with the high cost of owning their own lake front home. The park consists of three islands linked to the mainland by a causeway and two bridges. Its 348 acres and 12 miles of shoreline provide guests with a variety of outdoor water recreation opportunities. The park offers lake side camping, picnicking, lake side villas and a nature trail. Another popular state

park is the beautiful **Lake Greenwood State Park** in the western part of the county. This 914-acre park covers five peninsulas that provide 212 miles of shoreline for lakeside camping, fishing and picnicking. Boating and hiking are other popular activities at the park. Built in 1938 by the Civilian Conservation Corps, the park still boasts evidence of the CCC craftsmanship in two picnic shelters, the retaining wall at the lake, a boathouse and a water fountain. Yet another state park located in Newberry County is **Lynches Woods**. Located just minutes outside of the city of Newberry behind Piedmont College, this park is also deeply rooted in the



history of the CCC. This 276-acre woodland area began as a project of the CCC in the 1930's. A 4.7 mile scenic road is complimented by hiking and equestrian trails.

Recent additions to the park include a sheltered picnic area, restrooms and two primitive campsites. Even though the parks located throughout the county are



magnificent and draw outdoor enthusiasts from the around the state, the crown jewel of Newberry's outdoor recreation has to be the **Sumter National Forest**. The Sumter National Forest covers about 56,595 acres of the Northeastern corner of the county. There are so many things to do in this forest you could probably stay there for an entire year and still not have seen and done all there is to do.

- Bird Watching
- Canoeing
- Camping
- Several Waterfalls
- Picnicking
- Hiking
- Fishing
- Hunting
- Rafting
- Target Shooting
- The Chattooga National Wild & Scenic River

## Places to Visit



**Carter and Holmes Orchids** began selling orchids as cut flowers in the years following World War II when corsage flowers were in great demand for Valentine's Day, Easter, and Mother's Day. As lifestyles became less formal in the 1960's and the demand

for cut flowers decreased, they began producing orchids for home growing. C & H has developed their own modern laboratory for seed and tissue culture and their hybridizing program has resulted in worldwide recognition as a source for outstanding orchids. Today, they are one of the largest orchid farms in the world with 18 green houses on 2 acres. This place is definitely a must see in Newberry. **Newberry Opera House** Built in 1881, this historic opera house currently serves as a modern performing arts



facility, with state-of-the-art technology. Many Broadway plays, community productions and national music acts have performed at the Opera House. Performances have included: Bill Pickney and the Original Drifters,



Arlo Guthrie, Charo, The Kingston Trio and the Vienna Boys Choir. **Wells Japanese Gardens** is a small park on Lindsay St. in Newberry that was designed in 1930 by the Wells family as a private garden. With two ponds, bridges, pagodas, lotuses and exotic plants, this park offers a lot of nature in a small space. The garden is an on-going restoration project of the Newberry Council of Garden Clubs and is open daily from 7:00 AM until 7:00 PM.

## Healthcare

---

Founded in 1925 as a 25 bed community facility the NCMH has grown to a 103 bed fully operational hospital. Today, the mission of NCMH is to promote a healthy community and to provide exceptional healthcare with a personal touch. The hospital accomplishes this mission through several of their community programs and their quality healthcare. The hospital offers a very active community wellness program called Healthy Happenings at NCMH. There is also an Able Community Walking Track located on the hospital campus. Other services include: 24-hour Emergency Department, Emergency Medical



Service (ambulance), Ambulatory Care Unit, Surgical Nursing Unit, Prepared Childbirth Classes, Industrial Wellness Program, Outpatient Surgery and Testing, Social Services, Respiratory Therapy, Medical Nursing Unit, Cardiac Rehabilitation Program (certified), Physical Therapy (Inpatient and Outpatient), New Beginnings Birthing Unit (LDRP), Laboratory (CAP certified), Lifeline® (A Personal Emergency Response System), Living with Diabetes Education Program, Pain Therapy, Radiology (Including CT-Scan, Ultrasound, Nuclear Medicine, & Teleradiology).

## Religion

---

Religion is an important part of life in Newberry County as there are over 230 congregations within the county. Some of the different denominations include: Associated Reformed Presbyterian, Episcopal, African Methodist Episcopal, Roman

Catholic, Church of Jesus Christ of Latter-day Saints, Assembly of God, Jehovah's Witness and many other non-denominational and independent churches. The nearest Synagogue is 42 miles away.

## Climate

---

Newberry County is usually more about blue skies than powdery snow. April holds the highest percentage of sunshine with 69 percent of the days sunny, while January registers the lowest at 57 percent of sunshine for the month. There are, on average, 109 days each year that include some form

of precipitation and the county receives around 50 inches of precipitation annually. The average temperatures are 44.7 degrees in January, 63.8 degrees in April, 81 degrees in July and 53.2 degrees in October.

## Housing

---

Newberry offers a variety of architectural styles from contemporary structures to gracious historic homes and even small farms. Quality housing is available and affordable to everyone. There are several real estate agencies located through out Newberry

County as well as neighboring counties that should be able to assist in finding a dream home. Please visit <http://www.newberrycounty.org/realestate.html> for a listing of real estate agencies in the newberry area.

# Shopping

---

Downtown Newberry is the perfect place for a Saturday afternoon full of shopping. There are antiques shops lining both sides of the main drag through Newberry. There are also several specialty shops and quaint deli's and eateries to pop into. But if antiquing and downtown shopping



aren't for you then the just a short drive down I-26 is Columibana Center. It will definitely feed any avid shopper's cravings with national stores like Banana Republic, William Sonoma, Old Navy, Abercrombie and Fitch, and Arden B.

# Government

---

Newberry County is governed under a Council/Administrator format. The Council consists of five members representing individual districts and

a Chairman who is elected at-large. The County Council serves four-year terms.

# Police & Fire

---

## *Newberry County Sheriff's Department*

28 officers  
28 patrol cars  
32 total personnel

## *Newberry County Fire Department*

300 volunteers  
12 fire stations  
ISO Ratings from 7 to 10

## *City of Newberry Police Department*

39 officers  
50 patrol cars \*  
92 total personnel  
\*including jail

## *City of Newberry Fire Department*

20 paid personnel/firefighters  
18 volunteers  
2 fire stations  
4 pumpers, 1 aerial, 1 hazmat truck, 1 service truck, several other trucks

# Utilities

---

## *Water & Wastewater Services*

City of Newberry  
Average Daily Use            5.2 million gpd  
Total Capacity                8.1 million gpd  
Average Daily Use            2.4 million gpd  
Total Capacity                3.2 million gpd  
\*An expansion to the plant has been authorized to increase capacity to 4.8 over the next five years

## *Telephone Services*

BellSouth

## *Gas Suppliers*

City of Newberry, Clinton-Newberry Natural Gas, SCE&G

## *Electric Suppliers*

Broad River Electric Co-op, City of Newberry, Commission of Public Works, Duke Power, Laurens Electric Co-op, Newberry Electric Co-op, SCE&G

# Media

---

Published daily, *The State* is the largest newspaper and covers the entire state of South Carolina. Newberry County's daily newspaper is *The Newberry Observer*. Cable is provided by Comcast Communications and Time Warner Cable.

# EDUCATION

## Primary & Secondary Education

Newberry County has one public district which encompasses 13 public schools: 7 elementary schools, 2 middle schools, 3 high schools and 1 school that is K-12.

### PUBLIC SCHOOL DISTRICT STATISTICS 2005

District	Enrollment	Total SAT Score	Pupil/Teacher Ratio	Expenditure per Pupil
Newberry	5,727	1001	17.7 to 1	\$7,996
South Carolina	694,584*	993	20.6 to 1	\$7,434

Source: SC Department of Education (\* = 2004 data)

### PRIVATE SCHOOLS 2004

Private School	Enrollment	Grades	Denomination
Newberry Academy	211	K - 12	Secular
Newberry Christian Academy	20	K - 12	Non-Denominational Christian

Source: SC Department of Education

### EDUCATIONAL ATTAINMENT AGES 25+ 2000

	Number	Percent
High school or higher degree	16,500	69.1%
High school graduate	8,002	33.5%
Some college, less than 1 year	1,108	4.6%
Some college, 1 or more years, no degree	2,324	9.7%
Associate degree	1,524	6.4%
Bachelor's degree	2,547	10.7%
Master's degree	711	3.0%
Professional school degree	182	0.8%
Doctorate degree	102	0.4%

Source: US Census 2000

# Higher Education

There are two institutions for higher education in Newberry County with the state's flagship university, the University of South Carolina, located only 40 minutes away in Columbia. **Newberry College** is a four-year private liberal arts college located in downtown Newberry. This small Lutheran college offers a small class room setting for students that guarantees individual attention that is not available at larger universities. Also located in Newberry County



is a branch campus of the **Piedmont Technical College**. Piedmont Tech is part of the nationally recognized SC tech school system. It offers several degree programs for students that prepare them for the work force. The school also offers degrees and programs designed to help students to transfer to a four year college or university. Piedmont Tech also works closely with area business and CATT to help train employees from anywhere from specific technical training to managerial training.



HIGHER EDUCATION STATISTICS					
2004					
Institution	Type	Enrollment	Graduation	Location	Website
Midlands Technical College	Public Technical	10,710	828	Columbia	www.mid.tec.sc.us
Newberry College	Private Liberal Arts	778	168	Newberry	www.newberry.edu
Piedmont Technical College	Public Technical	4,592	551	Newberry	www.ptc.edu
University of South Carolina	Public Flagship	25,596	5,569	Columbia	www.sc.edu

*Source: South Carolina Commission of Higher Education*